




## Tools for crimping Cu, Al-/Cu terminals and connectors

<b>Tools for Cu terminals 4 - 120 mm<sup>2</sup></b>	<b>3</b>
<b>ELPRESS Mini PV350, battery powered crimp tool</b>	<b>5</b>
<b>SYSTEM 600 for Cu terminals 10 - 240 mm<sup>2</sup>, Al terminals 16 - 25 mm<sup>2</sup> (-35 solid) mm<sup>2</sup> and C-sleeves 6 - 50 mm<sup>2</sup></b>	<b>6</b>
<b>SYSTEM 1300 for Cu terminals and connectors 10 - 400 mm<sup>2</sup>, C sleeves 6 - 120 mm<sup>2</sup> and Al terminals and connectors 16 - 400 mm<sup>2</sup></b>	<b>10</b>
<b>Patented DUAL SYSTEM for crimping flexible conductors in KRF/KSF- connectors for demanding applications, 10 - 300 mm<sup>2</sup></b>	<b>20</b>
<b>SYSTEM V250 for crimping Cu terminals and connectors 10 - 800 mm<sup>2</sup>, C-sleeves up to 300 mm<sup>2</sup> and Al terminals and connectors 16 - 630 mm<sup>2</sup></b>	<b>23</b>
<b>CS2500 crimp station for high volume cable harness production, KRF/KSF-terminals 10 - 300 mm<sup>2</sup></b>	<b>30</b>
<b>Analyzer, software for analysis of crimps and system calibration</b>	<b>31</b>
<b>SYSTEM V1470 for Cu terminals and connectors 500 - 1000 mm<sup>2</sup>, C-sleeves 185 - 300 mm<sup>2</sup>, Al terminals and connectors 800 - 1200 mm<sup>2</sup></b>	<b>32</b>
<b>P4000, hydraulic foot pump</b>	<b>34</b>
<b>P1000, mains powered pump for industrial use</b>	<b>35</b>
<b>PS710, light weight and handy pump designed according to customer request</b>	<b>36</b>



## System Elpress

System Elpress consists of connectors and tools tested together for optimum connection result. The System concept makes you as a customer able to feel secure when using our system and to be sure a safe connections is made when Elpress products are used correctly.

## Hydraulic crimp systems



Crimping with Elpress crimp tool PVL1300.

Elpress hydraulic crimp systems fit Elpress terminals and connectors from 10 to 1200 mm<sup>2</sup>. The systems comprise either pumps and crimp heads which can be freely combined or by complete hand held tools where these functions are integrated.

For crimping, prerounding of sectorised conductors, cable cutting, etc. there are a variety of accessories. Together with matching terminals the complete crimp system is formed. Both pumps and manual tools have, with a few exceptions, fast feed function that allows the actual crimping to start after the dies have rapidly been brought in contact with the terminal. There is also a full-closure function to safe-guard a complete crimp action.

### V1300-system



#### Cu terminals

V1300 system for crimping of Cu terminals 10-400 mm<sup>2</sup>. The V1300-system is also available in a C-version with an open head for crimping of Cu terminals in narrow spaces.



#### Al terminals

V1300 system for crimping of Al terminals and prerounding of Al conductors 16-400 mm<sup>2</sup>. Prerounding is done on sector-shaped Al conductors.

### V250-system



#### Cu terminals

V250-system for crimping of Cu terminals 10-800 mm<sup>2</sup>.



#### Al terminals

V250-system for crimping of Al terminals and prerounding of Al conductors 16-630 mm<sup>2</sup>. Prerounding is done on sector-shaped Al conductors.



Crimping with Elpress crimp tool PVL611.



## Tools for Cu terminals 4 - 120 mm<sup>2</sup>

### Crimp range 4 - 25 mm<sup>2</sup>

#### Particulars:

- certified tool for norm compliant connection
- 30% lower handforce than earlier T2258 version makes crimping easier
- ergonomic handles makes installation easier
- scissor movement for optimal access in narrow spaces
- ratchet release which is not released until the crimping is completed
- hexagonal crimping with clearly marked crimping dies
- calibration adjustment possible

### ES2258

Certified crimping tool for crimping of Cu terminals, CUT 6-16 mm<sup>2</sup> and KR/KS 4-10 mm<sup>2</sup>. **ES2258 replaces T2258.**

#### Particulars:

- weight 0.65 kg, length 300 mm

ES2258



Crimp type



EL2258



Crimp type



ES2288



Crimp type



### EL2258

Certified crimping tool for crimping of Cu terminals, KRF/KSF 16-25 mm<sup>2</sup>.

#### Particulars:

- weight 0.65 kg, length 300 mm

### ES2288

Certified crimping tool for crimping of Cu terminals, KRT/KST 10-25 mm<sup>2</sup>.

#### Particulars:

- weight 0.65 kg, length 300 mm



**Crimp range 10 - 70/95 mm<sup>2</sup>**

## T3165A1/T3165B/T3165C

T3165A1/T3165B/T3165C



Crimp type



Elpress crimp tool for crimping of Cu terminals and connectors:

T3165A1: KR/KRF/KS/KSF, 10-70 mm<sup>2</sup>.

T3165B: KR/KRD/KS/KSD, 10-95 mm<sup>2</sup>.

T3165C: KRT/KST, 10-95 mm<sup>2</sup>.

### Particulars:

- equipped with full closure mechanism
- crimp wheel of rolled steel which gives high durability
- weight 3.0 kg, length 500 mm
- crimp force up to approximately 35 kN
- calibration adjustment possible

**Crimp range 6 - 50 mm<sup>2</sup>**

## TH0650T

TH0650T



Crimp type



Mechanical handtool for crimping of Cu terminals type KRT/KST up to 50 mm<sup>2</sup>.

### Particulars:

- rotating crimp wheel
- weight 1.5 kg, length 400 mm
- no full closure mechanism

**Crimp range 10 - 120 mm<sup>2</sup>**

## TH10120T

TH120T



Crimp type



Mechanical handtool for crimping of Cu terminals type KRT/KST up to 120 mm<sup>2</sup>.

### Particulars:

- rotating crimp wheel
- weight 3.7 kg, length 650 mm
- no full closure mechanism



# Battery powered crimp tool for Cu terminals and connectors 10 - 95 mm<sup>2</sup>

PV350



Crimp types

Crimp range 10 - 95 mm<sup>2</sup>

## PV350 - Elpress Mini

Battery powered crimp tool for crimping of Cu terminals and connectors up to 95 mm<sup>2</sup>.  
Separate, special dies to be used in accordance with table below.

### Particulars:

- hexagonal crimping up to 95 mm<sup>2</sup>
- easy-to-open crimp head for rapid die change
- slim ergonomic design - good accessibility even in confined areas
- NiMh batteries (9.6 V, 2.0 Ah), charge time approx. 40 minutes
- rapid crimp operation 2-4 seconds
- approx. 100 - 150 crimps per battery charge (depending on temperature, frequency, etc.)
- for service and installation use
- weight 1.6 kg
- length 360 mm

### Crimp dies for PV350

Supplied in pairs.

For hexagonal crimping of copper terminals and connectors

	For KR/KRF KS/KSF		For KR/KRD KS/KSD		For KRT/KST	
mm <sup>2</sup>	Die No.	No. of crimps	Die No.	No. of crimps	Die No.	No. of crimps
10; (KR/KS types)	MB8	1	MB8	1	MB7	1
16	MB9	1	MB8	1	MB8.5	1
25	MB11	2	MB9	1	MB10	2
35	MB13	2	MB11	2	MB12	2
50	MB14,5	2	MB12	2	MB14	3
70	MB17	3	MB14	3	MB16	3
95	-	-	MB17	3	-	-
For C-sleeves						
10-6 / 10-6 mm <sup>2</sup>	MBC4	1	-	-	-	-

For solid conductors, type CUT 6-16 mm<sup>2</sup> and KR/KS-connectors 4-10 mm<sup>2</sup>.

Area		Die	No. of crimps
CUT-connectors 6-16 mm <sup>2</sup>	KR/KS-terminals 4-10 mm <sup>2</sup>	MB4016	1



Die pair MB11 for PV350.




Die pair MBC4, for C-sleeves.



## Tools for Cu terminals 10 - 240 mm<sup>2</sup>, Al terminals 16- 25 mm<sup>2</sup> (-35 solid) mm<sup>2</sup> and C-sleeves 6 - 50 mm<sup>2</sup>

### T2600/T2600B/T2600C

T2600/T2600B/T2600C



Crimp types



EIPRESS			
		KSF	KRF ↓
TB	8	10	1
	9	16	1
	11	25	1
	13	35	1
	14,5	50	1
	17	70	2
	20	95	2
		C	↓
		C4	1
		C5	1
		C6	1
		C8-9	2

Information label for crimp tools T2600.

#### Particulars:

- rapid opening enables easy die change and quick removal after jointing
- crimp die (TB7) is available for solid 10 mm<sup>2</sup> Cu-connector, (for EXCL-type cable or similar)
- crimp force up to 57 kN
- rapid die closure and minimum handle force
- easy to operate in confined spaces
- only four dies are required to crimp 10 - 120 mm<sup>2</sup> Cu (KRD/KRT)
- rapid feed function
- supplied in a metal box
- equipped with full closure mechanism
- weight 1.9 kg
- length 440 mm, width 140 mm

### V600

V600



Crimp types



Crimp head for crimping Cu terminals of type KRF/KSF 10–150 mm<sup>2</sup>, KRD/KSD 10-185 mm<sup>2</sup>, KRT/KST 10-240 mm<sup>2</sup> and C-sleeves up to 50/50 mm<sup>2</sup>. Used together with footpump P4000, battery / mains powered pump PS710 and mains powered pump P1000.

#### Particulars:

- crimping force 55 kN
- robust textile bag with room for 10 die pairs
- weight 2.1 kg
- dimensions 189 x 53 x 74 mm



V611



Crimp types



## V611

Hydraulic tool for crimping of Cu terminals type KRF/KSF 10-150 mm<sup>2</sup>, KRD/KSD 10-185 mm<sup>2</sup>, KRT/KST 10-240 mm<sup>2</sup> and C-sleeves up to 50/50 mm<sup>2</sup>. Uses the same dies as T2600, V600 and PVL611.

### Particulars:

- two-step, fast feed piston movement to crimp engagement which makes the crimp cycle shorter
- crimp force 60 kN
- supplied in a robust textile bag with foam rubber insert
- weight 2.5 kg
- dimensions 425 x 115 x 53 mm

## PVL611

PVL611DB, supplied with 2 batteries

PVL611-US, supplied with 115 VAC charger

PVL611



Crimp types



### Particulars:

- flexible and ergonomic design
- buzzing signal and flashing light if right pressure is not achieved
- LED lightning for work in dark environments
- possibility to document each crimp for unique service control
- crimp force 55 kN (6 ton)
- crimps/charge: 100-200 depending on size and temperature
- crimp time: 3-6 s depending on size
- working temperature -20°C to +40°C
- environmental friendly battery, Li-Ion Makita, 1.3 Ah, 18V
- 230 VAC battery charger Li-Ion Makita, charging time 15 min
- LED indication of charge status
- for service and installation use
- supplied with robust plastic case, battery, charger and instruction manual
- weight 2.5 kg, (incl battery)
- dimensions 387 x 116 x 75 mm





## Accessories for tool types T2600, V600, V611 and PVL611

- Note that KRF terminals may be used on flexible (IEC60228, class 5) as well as stranded (class 2) conductors and that KRD and KRT terminals are used on stranded conductors.
- Be sure to use dies exactly matching the terminal.

### Crimp dies

Supplied as a pair. For hexagonal crimping of Cu terminals and connectors.

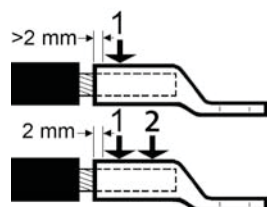
Note: KB dies are for V600, V611 and PVL611 only.



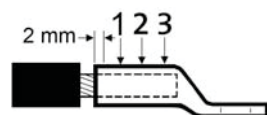
TB dies.



KB dies.



One and two crimps.



Three crimps.

KRF/KSF		
mm <sup>2</sup>	Dies	No. of crimps
10 and 70	TB8-17	1 resp.2
16 and 35	TB9-13	1
25 and 50	TB11-14,5	1
10 and 95	TB7 <sup>1</sup> -20	1 resp.2
120	KB22	3
150	KB25	3

<sup>1</sup> TB7 special for crimping KRX-terminals and KSX-connectors

<sup>2</sup> For terminals type KR10 and connectors type KS10

KRD/KSD		
mm <sup>2</sup>	Dies	No. of crimps
10 <sup>2</sup> /16 and 70	TB8-14	1
25 and 50	TB9-12	1
35 and 95	TB11-16	1 resp.2
10 <sup>1</sup> and 120	TB7 <sup>1</sup> -19	1 resp.2
150	KB22	3
185	KB25	3

<sup>1</sup> TB7 special for crimping KRX-terminals and KSX-connectors

<sup>2</sup> For terminals type KR10 and connectors type KS10

KRT/KST		
mm <sup>2</sup>	Dies	No. of crimps
10 <sup>1</sup> and 120	TB7-19	1 resp.2
10 <sup>2</sup> and 95	TB8-18	1 resp.2
16 and 95	TB8,5-18	1 resp.2
25 and 70	TB10-16	1 resp.2
35 and 50	TB12-14	1
150	KB22	3
185	KB24	3
240	KB26	3

<sup>1</sup> TB7 is also for crimping KRX-terminals and KSX-connectors

<sup>2</sup> For terminals type KR10 and connectors type KS10

DIN 46235		
mm <sup>2</sup>	Dies	No. of crimps
10-16	TB6-8DIN	1
25-35	TB10-12DIN	1
50-70	TB14-16DIN	1 resp.2
95	TB18DIN	1 resp.2





TBNP dies.

For **overhead line connectors** for alloy Al conductors, hexagonal crimping.

mm <sup>2</sup>	Dies	No. of crimps
31-99	TBNP16-20	Die side 16: 2x5 Die side 20: 2x10

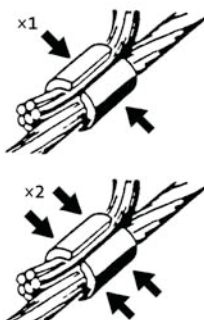


TBC dies.

For Cu, branch connectors (C-sleeves), oval crimping.

Dies	Main conductor mm <sup>2</sup>	Branch mm <sup>2</sup>	Crimp in die nest	No. of crimps
TBC4-C8-9	10-6	10-6	C4*	1
	50-16	50-16	C8-9	2
TBC5-C6	16-10	16-6	C5	1
	25-16	25-16	C6	1

\* Die nest marked C4A to be used for 6 mm<sup>2</sup> main to 6 mm<sup>2</sup> branch.



One resp. two crimps.

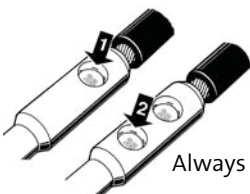
## Punch and matrix

For Al terminals and connectors, indent crimping.

Stranded mm <sup>2</sup>	Solid mm <sup>2</sup>	Matrix holder	Matrix	Punch
16-25	16-35	TV2620	TP13M	TP13D



Matrix holder TV2620, matrix TP13M and punch TP13D.



Always crimp twice on Al.



# SYSTEM 1300 for Cu terminals and connectors 10 - 400 mm<sup>2</sup>, C-sleeves 6 - 120 mm<sup>2</sup> and Al terminals and connectors 16 - 400 mm<sup>2</sup>

V1300



Crimp types



## V1300

Crimp head for crimping of Cu terminals type KRF/KSF 10-400 mm<sup>2</sup>, KRD/KSD 10-400 mm<sup>2</sup>, KRT/KST 10-400 mm<sup>2</sup>, C-sleeves up to 120 mm<sup>2</sup>, Al terminals and connectors 16-240 mm<sup>2</sup>. Used with footpump **P4000**, battery / mains powered pump **PS710** or mains powered pump **P1000**.

### Particulars:

- equipped with oil spray safety protection cap
- light and flexible steel crimp head
- special nitrogen anti-corrosion surface treatment
- working pressure 63 MPa (630 bar)
- crimp force 130 kN (13 tons)
- weight 3.7 kg, excl. accessories
- length 270 mm, incl. quick coupling, width 82 mm

## V1311

Hydraulic handtool for crimping of Cu terminals type KRF/KSF 10-400 mm<sup>2</sup>, KRD/KSD 10-400 mm<sup>2</sup>, KRT/KST 10-400 mm<sup>2</sup>, C-sleeves up to 120 mm<sup>2</sup>, Al-terminals and connectors 16-240 mm<sup>2</sup>. Uses the same accessories as for V1300 above.

### Particulars:

- automatic fast forward action
- requires low hand force, about 245 N at max. force
- crimp force 130 kN (13 tons)
- weight 4.9 kg, excl. accessories, length 590 mm

V1311



Crimp types



## PVL1300

**PVL1300DB, supplied with 2 batteries**

**PVL1300-US, supplied with 115 VAC charger**

Battery powered crimp tool for crimping of Cu terminals type KRF/KSF 10-400 mm<sup>2</sup>, KRD/KSD 10-400 mm<sup>2</sup>, KRT/KST 10-400 mm<sup>2</sup>, C-sleeves up to 120 mm<sup>2</sup>, Al terminals and connectors 16-240 mm<sup>2</sup>. Uses the same crimp accessories as the other products in the above V1300 System.

### Particulars:

- ergonomic design that optimizes the balance of the tool in the users hand
- buzzing signal and flashing light if right pressure is not achieved
- LED lightning for work in dark environments
- possibility to document each crimp for unique service control
- for service and installation use
- crimp force 124 kN (13 ton)
- crimps/charge: 60-120 depending on size and temperature
- crimp time: 4-12 s depending on size
- working temperature -20°C to +40°C
- environmental friendly battery, Li-Ion Makita, 3.0 Ah, 18V
- 230VAC battery charger Li-Ion Makita, charging time 22 min
- LED indication of charge status
- supplied with robust plastic case, battery, charger and instruction
- weight 5.4 kg, (incl battery), dimensions 412 x 319 x 75 mm

PVL1300



Crimp types





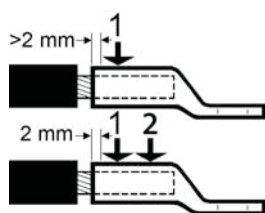
# Accessories for crimping Cu with V1300, V1311 and PVL1300



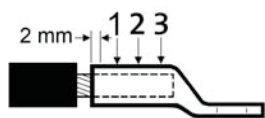
V1318 + B type dies + V1316.



Integrated dies 13B38.



One and two crimps.



Three crimps.

- Note that KRF terminals may be used on flexible (IEC60228, class 5) as well as stranded (class 2) conductors and that KRD and KRT terminals are used on stranded conductors.
- Be sure to use dies exactly matching the terminal.

## Crimp dies

Supplied as a pair. For hexagonal crimping of Cu terminals and connectors.

If not indicated otherwise, always use inner die holder **V1316** and outer die holder **V1318**.

Cat. no.	Description
V1316	Inner die holder
V1318	Outer die holder

KRF/KSF		
mm <sup>2</sup>	Dies	No. of crimps
10	B8	1
16	B9	1
25	B11	1
35	B13	1
50	B14,5	1
70	B17	1
95	B20	1
120	B22	1
120	13B22*	2
150	B25	1
150	13B25*	2
185	13B27*	2
240	13B30*	2
300	13B32*	2
400	13B38*	3

\* All dies **type 13Bxx** are used **without die holder**.

KRD/KSD		
mm <sup>2</sup>	Dies	No. of crimps
10	B8	1
16	B8	1
25	B9	1
35	B11	1
50	B12	1
70	B14	1
95	B16	1
120	B19	1
150	B22	1
185	13B25*	2
240	13B27*	2
300	13B30*	2
400	13B32*	2

\* All dies **type 13Bxx** are used **without die holder**.



V1318 + B type dies + V1316.

KRT/KST		
mm <sup>2</sup>	Dies	No. of crimps
10	B7	1
16	B8.5	1
25	B10	1
35	B12	1
50	B14	1
70	B16	1
95	B18	1
120	B19	1
150	B22	1
185	B24	1
240	13B26*	2
300	13B30*	2
400	13B32*	2

\* All dies type **13Bxx** are used **without die holder**.



V1318 + BC type dies + V1316.

DIN 46235		
mm <sup>2</sup>	Dies	No. of crimps
10	B6DIN	1
16	B8DIN	1
25	B10DIN	1
35	B12DIN	1
50	B14DIN	1
70	B16DIN	1
95	B18DIN	1
120	B20DIN	1
150	B22DIN	1
185	13B25DIN*	2
240	13B28DIN*	2
300	13B32DIN*	3

\* All dies type **13Bxx** are used **without die holder**.

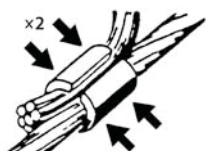
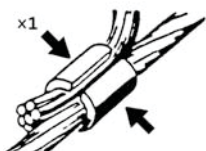
For oval crimping of Cu branch connectors (C-sleeves).

If not indicated otherwise, always use inner die holder **V1316** and outer die holder **V1318**.

Through conductor mm <sup>2</sup>	Branch mm <sup>2</sup>	Dies	No. of crimps
10-6	10-6	BC4**	1
16-10	16-10	BC5	1
25-16	25-16	BC6	1
50-16	50-16	BC8-9	1
70-50	70-25	BC11	1
95-70	95-25	13BC13*	2
120-95	120-25	13BC15*	2

\* Are used without die holders; make two crimps, see picture.

\*\* Die nest must be marked C4A to connect 6 mm<sup>2</sup> main to 6 mm<sup>2</sup> branch.



One or two crimps made.



## Storage box LV1300B

Carry box which takes the tool V1300 and all necessary accessories to crimp Elpress Cu terminals and through connectors.

LV1300B



### Particulars:

- steel reinforced plywood
- polyethylen insert material
- the box can be used as storage or be taken to site
- sturdy, form cut inserts
- weight 5.2 kg, excl. accessories
- length 570 mm, width 467 mm, height 130 mm.



## Accessories for crimping Al with V1300, V1311 and PVL1300

- When crimping Al terminals and connectors, two indent crimps are always made, see picture.

### Punch and matrix

For indent crimping of Al terminals and connectors.

For 16 - 150 (185 solid) mm<sup>2</sup>, matrix holder V1320 is used.



V1320 matrix holder + P13M matrix + P13D punch.



Crimp sequence.

Cat. no.	Description
V1320	Matrix holder

Stranded mm <sup>2</sup>	Solid mm <sup>2</sup>	Matrix	Punch
16	16(+25)	P13M	P13D
25	35	P13M	P13D
35	50	P20M	P20D
50	70	P20M	P20D
70	95	P20M	P20D
95	120	P25M	P25D
120	150	P25M	P25D
150	185	P25M	P25D
185	240	13P32M*	P32D
240		13P32M*	P32D

\* Used without matrix holder.

Always make two crimps, see picture.

For indent crimping of Al terminals type AKKxxxB/AKSxxxB and connectors type ASxxxB.

Stranded mm <sup>2</sup>	Matrix	Punch
300	13P37M*	13P37D
400	13P37M*	13P37D

\* Used without matrix holder.

Always make two crimps, see picture.



Matrix holder V1320 + matrix R6MR  
+ punch 13R6DR.

For prerounding of sector shaped Al conductors.  
For 16 - 240 mm<sup>2</sup>, matrix holder **V1320** is used.

Stranded mm <sup>2</sup>	Solid mm <sup>2</sup>	Matrix	Punch
16	16(+25)	R6MR	13R6DR
25	35	R7MR	13R7DR
35	50	R8MR	13R8DR
50	70	R9MR	13R9DR
70	95	R12MR	13R12DR
95	120	R13MR	13R13DR
120	150	R15MR	13R15DR
150	185	R16MR	13R16DR
185	240	13R18MR*	13R18DR
240		13R20MR*	13R20DR

\* Used without matrix holder.

L-Alu



## Storage box L-Alu

Complementary carry box to LV1300B and LV250 which takes all necessary accessories to crimp Elpress Al- terminals and through connectors.

### Particulars:

- steel reinforced plywood
- polyethylen insert material
- the box can be used as storage or be taken to site
- sturdy, form cut inserts
- weight 5.2 kg, excl. accessories
- length 570 mm, width 467 mm, height 130 mm.






## Accessories for crimping overhead line connectors with V1300, V1311 and PVL1300

### Crimp dies

Supplied as a pair.

For hexagonal crimping of connectors for overhead conductors of AlMgSi (Super B) and Al 59.



mm <sup>2</sup>	Inner die holder	Outer die holder	Dies	No. of crimps
31-62	V1316	V1318	B16NP	2x5
99	V1316	V1318	B20NP	2x5
157			13B26*	2x16
241			13B32*	2x16

\* Used without die holders.

Supplied as a pair.

For hexagonal crimping of connectors for overhead ACSR conductors.

Die holders **V1316** and **V1318** to be used.

	Steel connector (inner)		Al-connector (outer)	
mm <sup>2</sup>	Dies	No. of crimps	Dies	No. of crimps
62	B6FE	2x5	B16NP	2x5
99	B8FE	2x5	B20NP	2x5

V1318 outer die holder + BNP type dies + V1316 inner die holder.



## C-type crimp head for Cu 10 - 400 mm<sup>2</sup> (KRF 300 mm<sup>2</sup>)

V1300C



Crimp types



### V1300C

Crimp head for crimping of Cu terminals type KRF/KSF 10-300 mm<sup>2</sup>, KRD/KSD 10-400 mm<sup>2</sup>, KRT/KST 10-400 mm<sup>2</sup> and C-sleeves up to 120 mm<sup>2</sup>. Used with footpump P4000 or battery / mains powered pump PS710.

**Particulars:**

- equipped with oil spray safety protection cap
- working pressure 63 MPa (630 bar)
- crimp force 130 kN
- flexible and easy to operate
- weight 4.2 kg, excl accessories
- length 295 mm, incl fork and quick coupling, width 145 mm

V1311C



Crimp types



### V1311C

Hydraulic handtool for crimping of Cu terminals type KRF/KSF 10-300 mm<sup>2</sup>, KRD/KSD 10-400 mm<sup>2</sup>, KRT/KST 10-400 mm<sup>2</sup> and C-sleeves up to 120 mm<sup>2</sup>. Uses the same die system as V1300C above.

**Particulars:**

- automatic two-step fast feed system
- full closure system which guarantees a complete crimp
- the fork is rotatable 180°
- crimp force 130 kN
- ergonomically shaped handles
- easy to carry and operate
- covers the common needs of Cu-crimping for electricity utilities
- carry box
- weight 6.4 kg, excl accessories
- length 620 mm



Carry box supplied with V1311 and V1311C.



## Accessories for Cu crimping with V1300C and V1311C

- Note that KRF terminals may be used on flexible (IEC60228, class 5) as well as stranded (class 2) conductors and that KRD and KRT terminals are used on stranded conductors.
- Be sure to use dies exactly matching the terminal.
- Die holder V1330 is designed to allow crimping of straight as well as angular terminals.

### Crimp dies

Supplied as a pair.

For hexagonal crimping of Cu terminals.

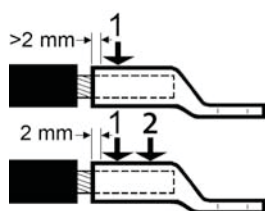
If not otherwise indicated, use **die holder V1330**.



Die holders V1330 (pair).



B type dies.



One and two crimps.

Cat. no.	Description
V1330	Die holder

KRF/KSF		
mm <sup>2</sup>	Dies	No. of crimps
10	B8	1
16	B9	1
25	B11	1
35	B13	1
50	B14,5	1
70	B17	1
95	B20	1
120	B22	1
150	B25	1
185	13CB27*	2
240	13CB30*	2
300	13CB32*	2

\* All dies type **13Bxx** are used **without die holders**.

KRD/KSD		
mm <sup>2</sup>	Dies	No. of crimps
10	B8	1
16	B8	1
25	B9	1
35	B11	1
50	B12	1
70	B14	1
95	B16	1
120	B19	1
150	B22	1
185	13CB25*	2
240	13CB27*	2
300	13CB30*	2
400	13CB32*	2

\* All dies type **13Bxx** are used **without die holders**.



KRT/KST		
mm <sup>2</sup>	Dies	No. of crimps
10	B7	1
16	B8,5	1
25	B10	1
35	B12	1
50	B14	1
70	B16	1
95	B18	1
120	B19	1
150	B22	1
185	13CB24*	2
240	13CB26*	2
300	13CB30*	2
400	13CB32*	2

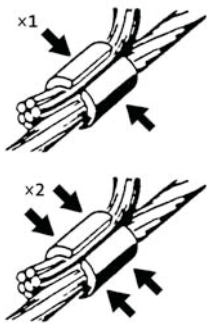
\* All dies type **13Bxx** are used **without die holders**.

Dies for industrial use, integrated, used without die holders.



Integrated dies 13CB20.

mm <sup>2</sup>	Dies for KRF/KSF	No. of crimps
10	13CB8	1
16	13CB9	1
25	13CB11	1
35	13CB13	1
50	13CB14,5	1
70	13CB17	1
95	13CB20	1
120	13CB22	1
150	13CB25	2
185	13CB27	2
240	13CB30	2
300	13CB32	2



One or two crimps.

DIN 46235		
mm <sup>2</sup>	Dies	No. of crimps
10	B6DIN	1
16	B8DIN	1
25	B10DIN	1
35	B12DIN	1
50	B14DIN	1
70	B16DIN	1
95	B18DIN	1
120	B20DIN	1
150	B22DIN	1

For oval crimping of Cu branch connectors (C-sleeves).  
If not otherwise indicated, use die holder **V1330**.



BC type dies.

Main conductor mm <sup>2</sup>	Branch mm <sup>2</sup>	Dies	No. of crimps
10-6	10-6	BC4**	1
16-10	16-10	BC5	1
25-16	25-16	BC6	1
50-16	50-16	BC8-9	1
70-50	70-25	BC11	1
95-70	95-25	13CBC13*	2
120-95	120-25	13CBC15**	2

\* Used without die holders.

\*\* Die nest must be marked C4A to connect 6 mm<sup>2</sup> main to 6 mm<sup>2</sup> branch.



## Patented DUAL SYSTEM for crimping flexible Cu-conductors in KRF/KSF-connectors for demanding applications, 10 - 300 mm<sup>2</sup>

### Particulars:

- patented crimp technique
- for crimping of flexible Cu terminals according to IEC60228, type class 5
- crimps terminals type KRF and through connectors type KSF
- for extra tough environments like cars and train, where the connections beside normal electrical properties also must meet demands related to corrosion, mechanical strength and vibration
- meet the requirements in IEC/EN 61238:1
- meet the requirements of corrosion according to DIN V 40 046, part 37
- meet the requirements for vibration according to EN 50 155
- meet the requirements of mechanical strength according to SEN 24 50 10



### Crimp sequence

The crimp starts with an optimized hexagonal crimp and then makes a small indent in the same crimp cycle to further improve gas tightness as well as electrical and mechanical properties.

## PVL1300DUAL

PVL1300DUAL-US, supplied with a 115 VAC charger

PVL1300DUAL



Crimp types



Battery powered crimp tool for crimping of type KRF/KSF 10-300 mm<sup>2</sup> in demanding applications.

### Particulars:

- ergonomic design that optimizes the balance of the tool in the users hand
- buzzing signal and flashing light if right pressure is not achieved
- LED lightning for work in dark environments
- possibility to document each crimp for unique service control
- crimp force 124 kN (13 ton)
- crimps/charge: 60-120 depending on size and temperature
- crimp time: 4-12 s depending on size
- working temperature -20°C to +40°C
- environmental friendly battery, Li-Ion Makita, 3.0 Ah, 18V
- battery charger Li-Ion Makita, charging time 22 min
- LED indication of charge status
- for service and installation use
- supplied with robust plastic case, battery, charger and instruction
- PVL1300DB, supplied with 2 batteries
- weight 5.4 kg, (incl battery)
- dimensions 412 x 319 x 75

### Accessories:

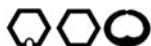
- PVBP-LI-ION 3Ah, 18 V Li-Ion, extra battery



DV1300



Crimp geometries



DUAL+regular crimps

## DV1300

Crimp head for crimping of Cu terminals type KRF/KSF 10 - 300 mm<sup>2</sup>. Used with footpump P4000 or battery / mains powered pump PS710.

### Particulars:

- crimp head with the patented DUAL CRIMP technique which starts with an optimized hexagonal crimp and then makes a small indent in the same crimp cycle to further improve gas tightness as well as electrical and mechanical properties
- DUAL dies are available for 10 - 300 mm<sup>2</sup>
- crimps terminals type KRF and through connectors type KSF
- conventional accessories as shown for V1300 can be used (without DUAL-function)
- DV1300 can also be used with regular crimp dies for the 1300-system
- no die holders are necessary when using DUAL dies
- weight 3.4 kg
- dimensions Ø 74 mm x 265 mm

## DV1300C

C-fork type crimp head, open to one side, for crimping of Cu terminals type KRF/KSF 10 - 300 mm<sup>2</sup>. Used with footpump P4000 or battery / mains powered pump PS710.

### Particulars:

- Crimp head with the patented DUAL CRIMP technique which starts with an optimized hexagonal crimp and then makes a small indent in the same crimp cycle to further improve gas tightness as well as electrical and mechanical properties
- DUAL dies are available for 10 - 300 mm<sup>2</sup>
- crimps terminals type KRF and through connectors type KSF
- conventional dies as for V1300C can be used (without DUAL-function)
- DV1300C can also be used with regular crimp dies for the 1300C-system  
no die holders are necessary when using DUAL-dies
- weight 4.9 kg
- dimensions 285 mm x 140 mm

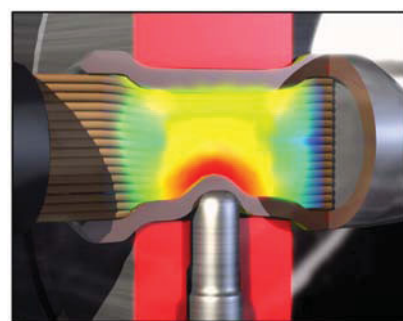


DV1300C



Crimp geometries



DUAL + regular crimps





## Accessories for crimping flexible Cu-conductors in the DUAL Crimp system DV1300, DV1300C and PVL1300DUAL

### DUAL crimp dies

Supplied in pairs.

For crimping of flexible Cu conductors in terminals type KRF or connectors type KSF.

No die holders necessary.



Die pair 13DB20.



Die pair 13DCB20.

mm <sup>2</sup>	Dies for DV1300 and PVL1300DUAL	Dies for DV1300C	No. of crimps
10	13DB8	13DCB8	1
16	13DB9	13DCB9	1
25	13DB11	13DCB11	1
35	13DB13	13DCB13	1
50	13DB14,5	13DCB14,5	1
70	13DB17	13DCB17	1
95	13DB20	13DCB20	1
120	13DB22	13DCB22	2
150	13DB25	13DCB25	2
185	13DB27	13DCB27	2
240	13DB30	13DCB30	2
300	13DB32	13DCB32	2





## SYSTEM V250 for crimping Cu terminals and connectors 10 - 800 mm<sup>2</sup>, C-sleeves up to 300 mm<sup>2</sup> and Al terminals and connectors 16 - 630 mm<sup>2</sup>

V250



Crimp types



### V250

Crimp head for crimping of Cu terminals type KRF/KSF, KRT/KST, KRD/KSD 10-800 mm<sup>2</sup>, C-sleeves up to 300 mm<sup>2</sup>, Al terminals and connectors 16-630 mm<sup>2</sup>. Used together with footpump **P4000**, battery / mains powered pump **PS710** and mains powered pump **P1000**.

#### Particulars:

- equipped with oil spray safety protection cap
- working pressure 63 MPa (630 bar)
- crimp force 250 kN (25 ton)
- tested with Elpress pumps and connectors
- weight 4.6 kg, excl. accessories
- dimensions Ø 111 mm x 280 mm




## Accessories for crimping Cu with V250

- Note that KRF terminals may be used on flexible (IEC60228, class 5) as well as stranded (class 2) conductors and that KRD and KRT terminals are used on stranded conductors.

### Crimp dies

Supplied in pairs.

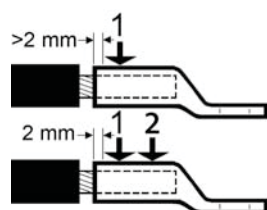
For hexagonal crimping of Cu terminals and connectors. If not otherwise indicated, use inner die holder V2506 and outer die holder V2508.



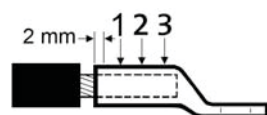
Die holder V2508 + B-dies + die holder V2506.



Die pair B2542.



One and two crimps.



Three crimps.

Cat. no.	Description
V2506	Inner die holder
V2508	Outer die holder

KRF/KSF		
mm <sup>2</sup>	Dies for	No. of crimps
10	B8	1
16	B9	1
25	B11	1
35	B13	1
50	B14,5	1
70	B17	1
95	B20	1
120	B22	1
150	B25	1
185	B27	1
240	B30	1
300	B2532*	1
400	B2538*	2
500	B2542*	2
630	B2553*	3
800	B2553*	3

\* Use without die holders.

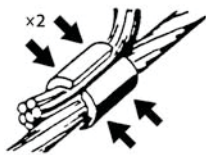
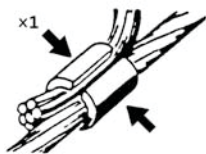
KRT/KST		
mm <sup>2</sup>	Dies for	No. of crimps
10	B7	1
16	B8,5	1
25	B10	1
35	B12	1
50	B14	1
70	B16	1
95	B18	1
120	B19	1
150	B22	1
185	B24	1
240	B26	1
300	B30	1
400	B32	1
500	B2540*	2
630	B2545*	3
800	B2553*	3

\* Use without die holders.



KRD/KSD		
mm <sup>2</sup>	KRD/KSD	No. of crimps
10	B8	1
16	B8	1
25	B9	1
35	B11	1
50	B12	1
70	B14	1
95	B16	1
120	B19	1
150	B22	1
185	B25	1
240	B27	1
300	B30	1
400	B2532*	1
500	B2540*	2
630	B2545*	3
800	B2553*	3

\* Use without die holders.



Crimp sequence.

DIN46235		
mm <sup>2</sup>	DIN46235 dies	No. of crimps
10	B6DIN	1
16	B8DIN	1
25	B10DIN	1
35	B12DIN	1
50	B14DIN	1
70	B16DIN	1
95	B18DIN	1
120	B20DIN	1
150	B22DIN	1
185	B25DIN	2
240	B28DIN	2
300	B32DIN	3



Die holder V2508 + BC-dies + die holder V2506.

For oval crimping of Cu branch connectors (C sleeves). If not otherwise indicated, use inner die holder V2506 and outer die holder V2508.

Main conductor mm <sup>2</sup>	Branch mm <sup>2</sup>	Dies	No. of crimps
10-6	10-6	BC4*	1
16-10	16-6	BC5	1
25-16	25-16	BC6	1
50-16	50-16	BC8-9	1
70-50	70-25	BC11	1
95-70	95-25	BC13	1
120-95	120-25	BC15	1
150-120	150-35	B25C16**	1
185-150	185-35	B25C18**	2
300-240	300-35	B25C21**	2

\* Die nest must be marked C4A to connect 6 mm<sup>2</sup> main to 6 mm<sup>2</sup> branch. \*\* Use without die holders.



LV250



## Storage box LV250

Carry box which takes the tool V250 and all necessary accessories to crimp Elpress Cu terminals and through connectors.

### Particulars:

- steel reinforced plywood
- polyethylen insert material
- the box can be used as storage or be taken to site
- sturdy, form cut inserts
- weight 5.2 kg, excl. accessories
- length 570 mm, width 467 mm, height 130 mm.



## Accessories for crimping Al with V250

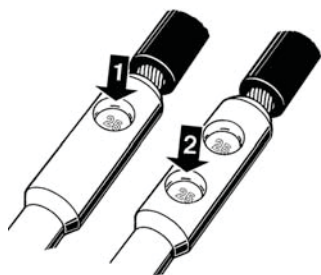
- When indent crimping Al terminals and connectors, two indents are always made, see picture.

### Crimping, Punch and Matrix

For **indent crimping** of Al terminals and connectors.  
(no punch holder is needed)



Matrix holder V2521 + matrix P13M + punch P13D.



Crimp sequence.

Stranded mm <sup>2</sup>	Solid mm <sup>2</sup>	Matrix	Matrix holder	Punch
16	16 (+25)	P13M	V2521	P13D
25	35	P13M	V2521	P13D
35	50	P20M	V2521	P20D
50	70	P20M	V2521	P20D
70	95	P20M	V2521	P20D
95	120	P25M	V2521	P25D
120	150	P25M	V2521	P25D
150	185	P25M	V2521	P25D
185	240	P32M	V2531	P32D
240		P32M	V2531	P32D
300	300	P36M	V2531	P36-40-44D
400		P40M	V2531	P36-40-44D
500*		P44M	V2531	P36-40-44D
500**		P2552M		P2552D
630		P2552M		P2552D

\* Use with terminals and connectors type AK/AS/AKK/AKS 500B

\*\* Use with terminals and connectors type AK/AS/AKK/AKS 500A

6

### Preforming/rounding, Punch and Matrix

For prerounding of sector shaped Al conductors, use punch holder **V2540**.



Matrix holder V2531 + matrix R18MR + punch R18DR + punch holder V2540.

Cat. no.	Description
V2540	Punch holder

Stranded mm <sup>2</sup>	Solid mm <sup>2</sup>	Matrix	Matrix holder	Punch
16	16 (+25)	R6MR	V2521	R6DR
25	35	R7MR	V2521	R7DR
35	50	R8MR	V2521	R8DR
50	70	R9MR	V2521	R9DR
70	95	R12MR	V2521	R12DR
95	120	R13MR	V2521	R13DR
120	150	R15MR	V2521	R15DR
150	185	R16MR	V2521	R16DR
185	240	R18MR	V2531	R18DR
240		R20MR	V2531	R20DR
300	300	R21MR	V2531	R21DR
400		R26MR	V2531	R26DR
500		R28MR	V2531	R28DR



L-Alu



## Storage box L-Alu

Complementary carry box to LV1300B and LV250 which takes all necessary accessories to crimp Elpress Al terminals and through connectors.

### Particulars:

- steel reinforced plywood
- polyethylen insert material
- the box can be used as storage or be taken to site
- sturdy, form cut inserts
- weight 5.2 kg, excl. accessories
- length 570 mm, width 467 mm, height 130 mm.



## Accessories for crimping overhead line connectors with V250

### Crimp dies

Supplied in pairs.


For hexagonal crimping of overhead line connectors for conductors **type AlMgSi**.

mm <sup>2</sup>	Die holder	Die holder	Dies	No. of crimps
31-62	V2506	V2508	B16NP	2 x 5
99	V2506	V2508	B20NP	2 x 5
157	V2506	V2508	B26NP	2 x 8
241	V2506	V2508	B32NP	2 x 8

Supplied in pairs.

For hexagonal crimping of overhead line connectors for conductors **type ACSR (FeAl)**.

mm <sup>2</sup>	Die holder	Die holder	Dies for steel sleeve	Dies for Al-sleeve	No. of crimps
62	V2506	V2508	B6FE	B16NP	2 x 5
99	V2506	V2508	B8FE	B20NP	2 x 5



Die holder V2508 + BNP-dies +  
die holder V2506.





## Crimp station for industrial crimping needs, for crimping flexible conductors in KRF/KSF-terminals 10 - 300 mm<sup>2</sup>

### CS2500

Crimp station CS2500 offers effective production with highest operator safety. Advanced intelligent features combined with simplicity make the product unique.



Crimp station CS2500.



Analyzer, crimp station CS2500 and pump PS710D.



Dies 13DCB20.

#### Particulars:

- designed for continuous production of Cu tube terminals, 10 - 300 mm<sup>2</sup>
- fast low force locking and unlocking of terminals, reduces the total crimp cycle significantly
- constructed to give high personal safety
- high crimping force up to 250 kN, self-adjusting for optimal durability of tool and accessories
- one crimpcycle regardless crimp size
- Elpress patented DUAL System is used
- Elpress hydraulic pump unit, of type PS710 with foot pedal and with advanced control and supervision is attached
- CE-approved, fulfilling machine safety regulations
- PC-software for crimp analysis is available
- to be used with mains powered pump PS710D
- PS710D flexible power source 100 to 240VAC 50-60Hz secures no mains power restrictions
- weight, pump unit 12.3 kg
- dimensions, pump unit 390 x 225 x 225 mm
- weight, mains unit 8.6 kg
- dimensions, mains unit 390 x 225 x 140 mm
- weight, crimp unit 59.5 kg
- dimensions, crimp unit 200 x 350 x 340 mm

#### Dies

Supplied in pairs, incorporating Elpress DUAL system.  
For crimping of Cu terminals and connectors, KRF/KSF.  
Used without die holders.

mm <sup>2</sup>	Dies	No. of crimps
10	13DCB8	1
16	13DCB9	1
25	13DCB11	1
35	13DCB13	1
50	13DCB14,5	1
70	13DCB17	1
95	13DCB20	1
120	20DCB22	1
150	20DCB25	1
185	20DCB27	1
240	20DCB30	1
300	20DCB32	1

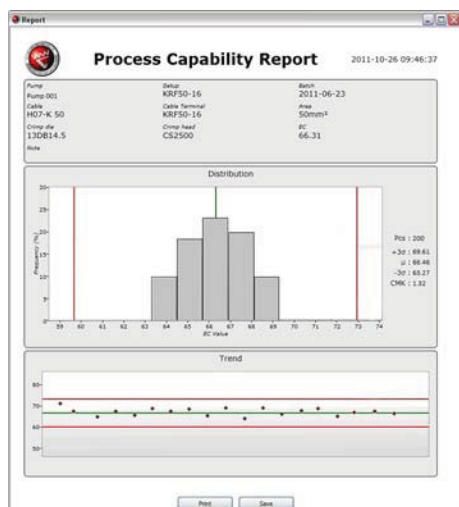


## Analyzer, software for analysis of crimps and system calibration

The Analyzer computer software is used for quality assurance of crimping work. In a simple way all crimps can be examined in a PC. This unique SPC-tool, Statistic Process Control, give the opportunity to look upon crimping as a measurable process. By definition, process control is a statistical program for systematic studies of variations in operational performance. Import and export of information to customers or just internal can now be realized, as well as printing reports.

### Particulars:

- Elpress Analyzer improves total quality
- helps the operator
- provides a tool for process improvement
- monitors and measure all crimps
- supports preventive maintenance of equipment
- creates traceability and documents
- makes communication easy
- increases user competence
- eliminates defective crimps
- delivered with instructions for use



Alanyzer, monitors and measure all crimps.



The Analyzer computer software is used for quality assurance of crimping work.



## Tool for Cu terminals and connectors 500 - 1000 mm<sup>2</sup>, C-sleeves 185 - 300 mm<sup>2</sup> and Al terminals and connectors 800 - 1200 mm<sup>2</sup>


### V1470

Elpress crimp head, used together with foot pump P4000 or battery / mains powered electro hydraulic pump PS710.

#### Particulars:

- equipped with oil spray safety protection cap
- working pressure 63 MPa (630 bar)
- crimp force 400 kN
- supplied in a solid plywood box
- weight 21.5 kg (incl box 28.5 kg)
- length 510 mm, width 235 mm

V1470



Crimp types

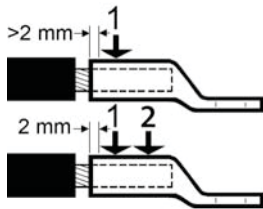




## Accessories for crimping Cu and Al with V1470



B4040 dies.



One and two crimps.

- **Two crimps/indents** are made when crimping Cu terminals 500 - 1000 mm<sup>2</sup>, and Al terminals 800 - 1200 mm<sup>2</sup>.
- For Cu branch connectors only **one crimp** is made.

### Crimp dies

Supplied in pairs.

For hexagonal crimping of Cu terminals and connectors.

mm <sup>2</sup>	Cable type/Terminal or connector type	Dies	No. of crimps
500	Stranded/KRD/KSD/KRT/KST	B4040	2
500	Flexible/KRF/KSF	B4042	2
630	Stranded/KRD/KSD/KRT/KST	B4045	2
630	Flexible/KRF/KSF	B4053	2
800	Stranded/KRD/KSD/KRT/KST	B4053	2
800	Flexible/KRF/KSF	B4053	2
1000	Stranded/KRD/KSD/KRT/KST	B4056	2

For oval crimping of branch connectors (C sleeves).

Main conductor, mm <sup>2</sup>	Branch, mm <sup>2</sup>	Dies	No. of crimps
185-150	185-35	B40C18	1
300-240	300-35	B40C21	1



B40C18 dies.

### Punch and Matrix

For indent crimping of Al terminals and connectors.

Stranded, mm <sup>2</sup>	Matrix holder	Matrix	Punch
800	V1471	W60M	W60D
1000	V1471	W60M	W60D
1200	V1471	W70M	W70D

Always make two crimps on Al.



Crimp sequence.



Matrix holder V1471 + matrix W60M  
+ punch W60D.



## Hydraulic foot pump

### P4000

Elpress hydraulic footpump.

P4000



#### Particulars:

- unique design in high tensile aluminium alloy
- standard setting 630 bar (max setting to 700 bar)
- safety valve for relief at all pressures
- a pressure gauge can be attached to indicate working pressure
- ergonomic design
- high finish anodised surface - easy to keep clean
- high efficiency two-step oil flow
- simple foot operated off-loading (piston return) after automatic stop at full pressure
- robust and stable to work with
- practical storage position for hose
- supplied in steel reinforced plywood storage and carrying box
- low weight, 8.6 kg, incl. 2.2 m hose
- dimensions (hose not included) 560 x 180 x 205 mm



## Mains powered pump for industrial use

*The pump operates all Elpress crimp heads.*

### P1000

P1000 is a secure, lean produced 2-step pump as an economical alternative for industrial use where simplicity and reliability is required. The pump is supplied with Elpress safety hose with quick coupling. The robust although light weight-ed design allows intensive use in most cases. The pump is CE-approved.

P1000



#### Particulars:

- function Self holding pressure during crimp cycle, automatic return after completed crimp
- hydraulic pressure: Working range 0-63 (70) MPa, adjustable
- hydraulic flow: Low pressure (up to 1.5 MPa) approx. 0.8 l/min, High pressure (more than 1,5 MPa) 0.2 l/min
- oil volume 2 l (usable 1,8 l)
- oil hydraulic oil ISOVG32
- mains connection 230 V AC 50/60 Hz
- allowable voltage fluctuation: Rated voltage  $\pm 5\%$
- electric motor 0.25 kW, Class E insulation, open type commutated motor 230 V, 50/60 Hz single-phase, Max. current: 2.8 A (5 min.)
- protection class IP20
- environment temperatures 0 - 40°C
- CE-approved: Machine safety 98/37/CE, LVD 73/23/EEC
- hydraulic hose 2.4 m, quick coupling, manoeuvre handle 12 V AC
- mains cord 1.5 m earth plug
- weight 15 kg (incl. hose)
- measures, w x d x h approx. 250 x 150 x 384 mm (excl. hose)



## Light weight and handy pump designed according to customer request

### PS710

PS710 is a hydraulic battery / mains powered pump for crimping with advanced control and supervision of the crimp procedure. It is equipped with a flexible system for almost all crimp applications where high performance and reliability is required. The pump is suitable for cable harness manufacturing as well as for electricians working with utility, installation or service work. PS710 has power source for every kind of crimping work.



#### Technical data:

- possible to use different working pressures, 0 to 700 Bar.
- PC software, Analyzer, for crimp analysis and quality process integration
- can be used with a PC in a data network with a printer
- oil flow at 20 bar: 0.6 litre/min (PS710D 1.2 litre/min)
- oil volume: 1.0 litre
- oil type: HYDREX MV 22 (hydraulic oil, mineral type) or similar
- mains power 100-240 VAC 50-60 Hz
- Li-ion battery 28.8 V, 3.0 Ah
- crimps/battery charge: 120 crimps with Cu 150 mm<sup>2</sup>
- charger 230 VAC 50 Hz, 10.8-28.8 V, charging time 65 min
- protection class IP54
- ambient temperature - 15 to 40 °C
- CE-approved: Machine safety 98/37/EG, Electro magnetic compatibility 2004/108/EG, Low voltage directive 73/23/EEG, ROHS 2002/95/EC, WEEE 2002/96/EC
- weight approx. 11 kg
- small dimensions 370x250x160 mm

The pump system consists of three basic versions, all with customizing possibilities;

### PS710D

For the cable harness manufacturer.



#### Technical data:

- unique electronic system together with a special PC-software
- process control and analysis, SPC – each crimp can be traced
- communication to PC in real-time, immediate quality check
- integrated communication through CAN with Elpress CS2500 unit
- high flow hydraulic pump for fastest crimping movement
- can be used with a PC in a data-network with a printer
- to be used with crimp station CS2500





## PS710E

For the installer working in the distribution network or in the industry.



### Technical data:

- small size and low weight make it easy to use in every situation
- highest performance both with Li-ion battery 28.8 V and mains power
- display with keypad for full pump status information to operator
- possibility to have crimps stored in control system
- PC communication with USB
- to be used with crimp head system 1300, 250 or 1470

## PS710R

For the user asking for standard solutions (without need of crimp traceability).



### Technical data:

- pump control without electronic system, relayed controlled
- easy equipped without data communication
- without battery
- to be used with crimp head system 1300, 250 or 1470

### Standard solutions:

## PS710E251 \*

### Included:

- pump E-version
- mains cable (for EU)
- hydraulic hose 2.5 m
- battery
- charger
- strap

## PS710E501 \*

### Included:

- pump E-version
- mains cable (for EU)
- hydraulic hose 5.0 m
- battery
- charger
- strap

## PS710R250 \*

### Included:

- pump R-version
- mains cable (for EU)
- hydraulic hose 2.5 m
- strap

\* for customers outside EU-countries, please contact Elpress

